

UCG12-12

12V 12AH

Deep Cycle

Ultracell®

Quality in Every Language

UCG12-12



Physical Specification

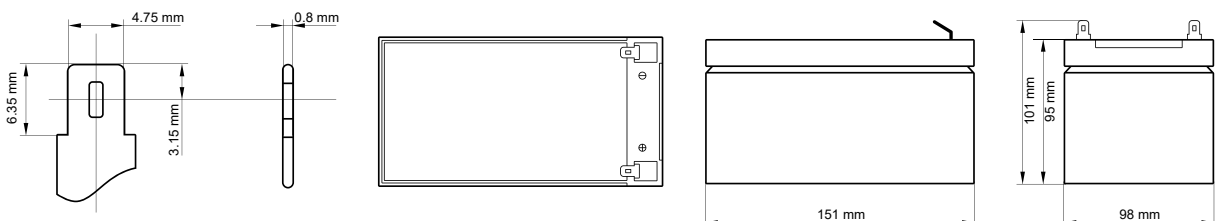
Part Number	UCG12-12
Length	151.5 ± 2 mm
Width	99.5 ± 2 mm
Container Height	97 ± 2 mm
Total Height (with terminal)	100 ± 2 mm
Approx Weight	4.0 kg

Specifications

	Nominal Voltage	12V
	Nominal Capacity (10HR)	12.0AH
Terminal Type	Standard Terminal	F1 (Optional Terminal F2)
Container Material	Standard Option	ABS
	Flame Retardant Option (FR)	UL94:VO
Rated Capacity	20hr, 1.80V/cell, 25°C	13.2 AH/0.70A
	10hr, 1.80V/cell, 25°C	12.0 AH/1.30A
	5hr, 1.75V/cell, 25°C	11.4 AH/2.28A
	1hr, 1.60V/cell, 25°C	8.40 AH/8.40A
Max Discharge Current	195A (5s)	
Internal Resistance	Approx 14.0mΩ	
Discharge Characteristics	Operating Temp. Range	Discharge: -15 ~ 50°C
		Charge: 0 ~ 40°C
		Storage: -15 ~ 40°C
	Nominal Operating Temp. Range	25 ± 3°C
	Cycle Use	Initial Charging Current less than 3.6A Voltage 14.4V ~ 14.8V Temp. Coefficient -30mV/°C
	Standby Use	No limit on Initial Charging Current Voltage 13.6V ~ 13.8V Temp. Coefficient -20mV/°C
Capacity affect by Temperature	40°C	103%
	25°C	100%
	0°C	86%
Design Floating Life at 20°C	12 Years	
Self Discharge	Ultracell batteries may be stored for up to 6 months at 25°C(77°F) and then a refresh charge is required. For higher temperatures the time interval will be shorter.	

Dimensions

F1 Terminal



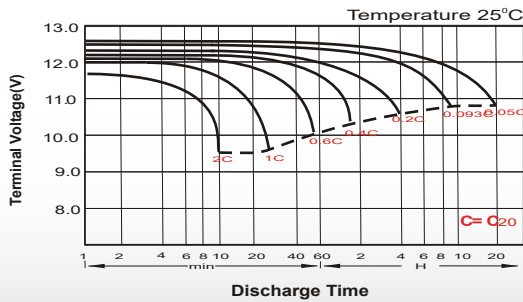
Constant Current Discharge (Amperes) at 20°C

F.V/Time	10min	15min	20min	30min	45min	1h	2h	3h	4h	5h	6h	8h	10h	20h
1.85V/cell	19.0	16.0	14.0	10.1	8.00	6.49	4.03	3.14	2.55	2.07	1.81	1.47	1.23	0.690
1.80V/cell	24.3	19.4	16.5	11.9	9.30	7.27	4.40	3.38	2.72	2.22	1.94	1.56	1.30	0.697
1.75V/cell	26.7	21.1	17.8	12.3	9.65	7.61	4.56	3.45	2.78	2.28	1.99	1.59	1.31	0.703
1.70V/cell	29.1	22.6	18.7	12.8	10.0	7.85	4.75	3.54	2.85	2.34	2.03	1.61	1.33	0.716
1.65V/cell	31.4	24.0	19.9	13.5	10.3	8.11	4.88	3.69	2.95	2.40	2.07	1.64	1.35	0.725
1.60V/cell	34.1	25.7	21.2	14.3	10.7	8.40	5.04	3.81	3.04	2.48	2.12	1.65	1.37	0.729

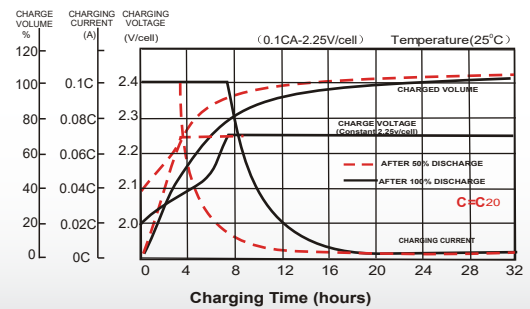
Constant Power Discharge (Watts) at 20°C

F.V/Time	10min	15min	20min	30min	45min	1h	2h	3h	4h	5h	6h	8h	10h	20h
1.85V/cell	35.5	30.2	26.7	19.4	15.5	12.6	7.86	6.14	4.99	4.06	3.57	2.91	2.43	1.381
1.80V/cell	44.8	35.9	31.0	22.6	17.8	14.0	8.52	6.58	5.30	4.35	3.81	3.09	2.57	1.392
1.75V/cell	48.6	38.9	33.1	23.3	18.4	14.6	8.81	6.68	5.41	4.46	3.91	3.14	2.60	1.404
1.70V/cell	52.2	41.2	34.6	24.2	19.1	15.0	9.14	6.85	5.54	4.56	3.98	3.18	2.62	1.429
1.65V/cell	56.0	43.5	36.6	25.4	19.5	15.5	9.37	7.12	5.72	4.68	4.07	3.23	2.67	1.445
1.60V/cell	59.7	46.0	38.6	26.5	20.2	15.9	9.63	7.30	5.87	4.81	4.15	3.25	2.70	1.451

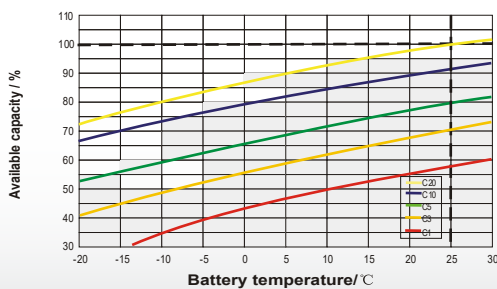
Discharge Characteristics



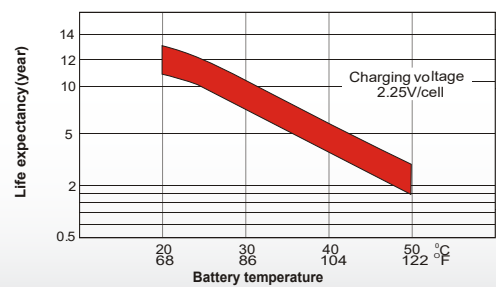
Charging Characteristics



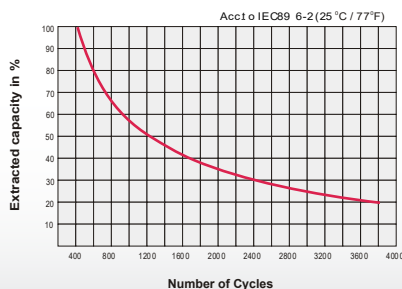
Temperature Effects in Relation to Battery Capacity



Effect of Temperature on Long Term Float Life



Cycle Life in Relation to Depth of Discharge



General Relation of Capacity VS. Storage Time

